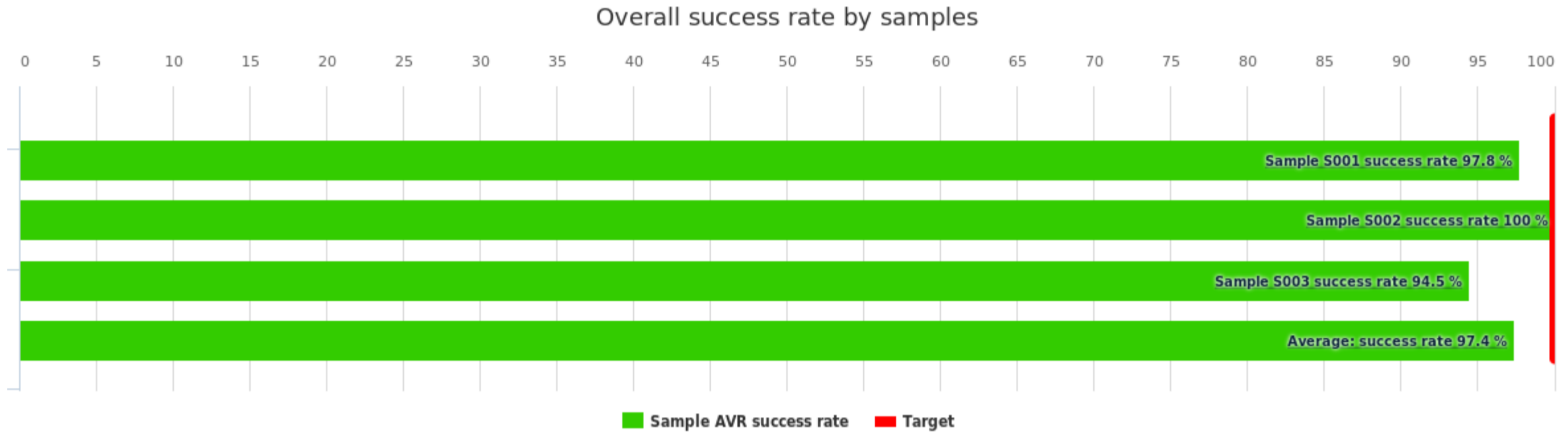


GLOBAL REPORT

	No of participants	No of responded participants	Response percentage
Toxoplasma, antibodies, November, 4-2023	150	147	98 %

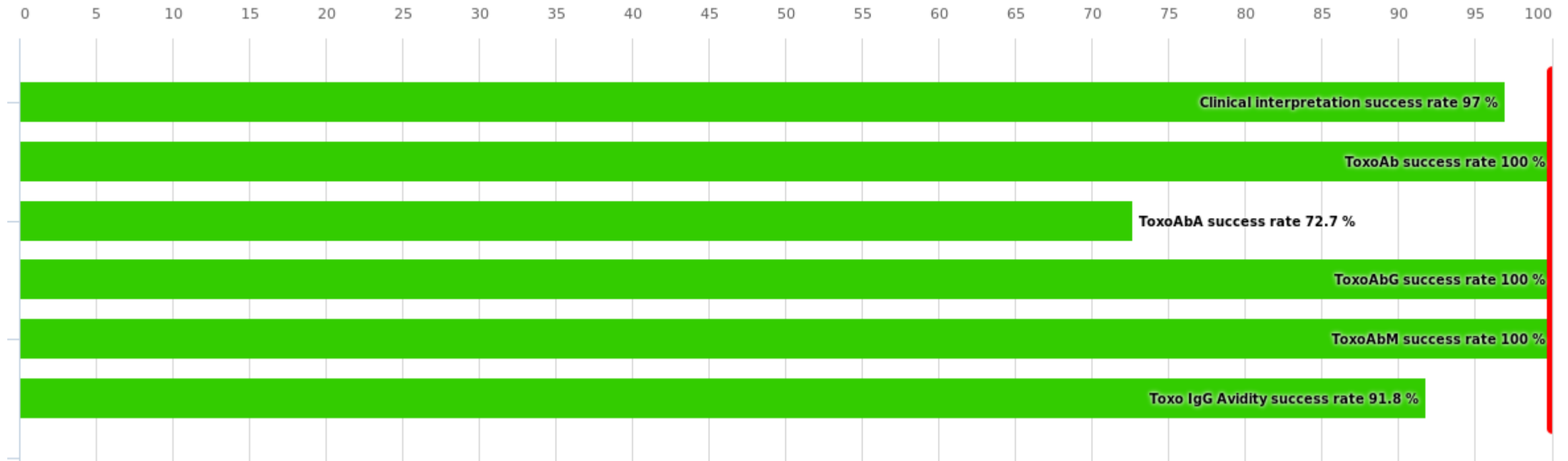
Summary



Summary	AVR success rate
Sample S001	97.8 %
Sample S002	100 %
Sample S003	94.5 %
Average:	97.4 %

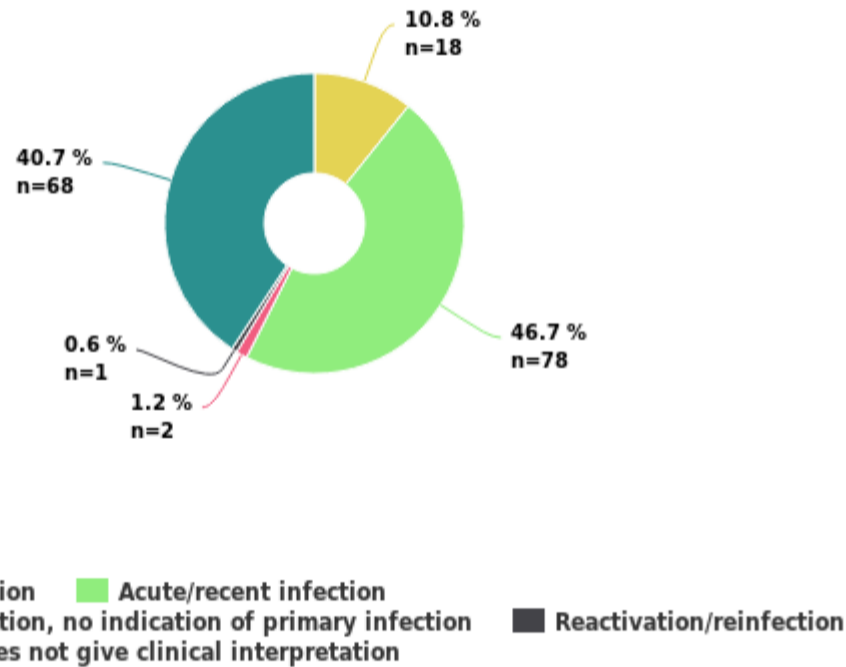
Sample S001

Sample S001 success rate



Sample S001 results	Responded	AVR success rate	Count
	Clinical interpretation	97 %	167
	ToxoAb	100 %	3
	ToxoAbA	72.7 %	11
	ToxoAbG	100 %	164
	ToxoAbM	100 %	163
	Toxo IgG Avidity	91.8 %	49
	Total:	97.8 %	557

Sample S001 Clinical interpretation



Clinical interpretation	Clinical interpretation	Further handling	Clinical interpretation count	Further handling count	AVR success rate	Clinical interpretation Score	Further handling Score
	Primary infection		18		100 %	4	
		New sample requested		6	-		-
		Would be referred to another laboratory for further examination		2	-		-
	Acute/recent infection		78		100 %	4	
		New sample requested		20	-		-
		Would be referred to another laboratory for further examination		19	-		-
	Previous infection, no indication of primary infection		2		0 %	0	
	Reactivation/reinfection		1		0 %	0	
	Laboratory does not give clinical interpretation		68		-	-	
		Would be referred to another laboratory for further examination		11	-		-

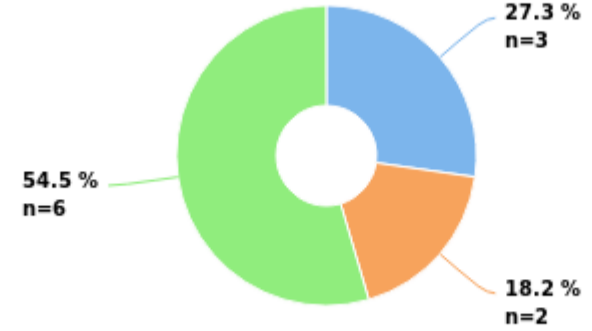
		New sample requested		1	-		-
	Total:		167		97 %		

Sample S001 ToxoAb




Positive

Sample S001 ToxoAbA



Negative Borderline Positive

Sample S001 ToxoAbG



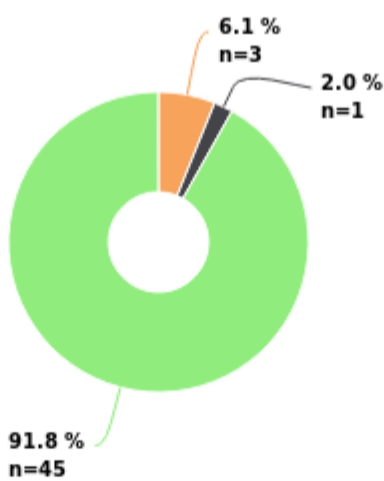
Positive

Sample S001 ToxoAbM



Borderline Positive

Sample S001 Toxo IgG Avidity



Borderline Not measurable Weak avidity

ToxoAb	Result	Methodics	Result count	Methodics count	AVR success rate	Result Score
	Positive		3		100 %	2
		bioMérieux Vidas Toxo Competition		2		
		Euroimmun Anti-Toxoplasma gondii Screen ELISA (IgAGM)		1		
	Total:		3		100 %	

ToxoAbA	Result	Methodics	Result count	Methodics count	AVR success rate	Result Score
---------	--------	-----------	--------------	-----------------	------------------	--------------

	Negative		3		0 %	0
		Diasorin ETI Toxo IgA EIA		1		
		Diasorin Liaison Toxo IgA		1		
		TestLine Blot Toxoplasma IgA		1		
	Borderline		2		100 %	2
		BioRad Platelia Toxo IgA EIA		1		
		Euroimmun Anti-Toxoplasma gondii IgA IIFT		1		
	Positive		6		100 %	2
		BioRad Platelia Toxo IgA EIA		3		
		Euroimmun Anti-Toxoplasma gondii IgA ELISA		2		
		TestLine Toxoplasma IgA EIA		1		
	Total:		11		72.7 %	

ToxoAbG	Result	Methodics	Result count	Methodics count	AVR success rate	Result Score
	Positive		164		100 %	2
		Abbott Alinity Toxo IgG		27		
		Abbott Architect Toxo IgG		26		
		Bayer Advia Centaur Toxoplasma IgG		1		
		Beckman Coulter Access Toxo IgG EIA		1		
		bioMérieux Vidas Toxo IgG		22		
		BioRad Platelia Toxo IgG EIA		5		
		Chorus Toxo IgG		1		
		Diasorin ETI Toxo IgG EIA		1		
		Diasorin Liaison Toxo IgG		22		
		Euroimmun Anti-Toxoplasma gondii IgG ELISA		1		
		Euroimmun Anti-Toxoplasma gondii IgG IIFT		4		
		MAGLUMI CLIA Toxo IgG		4		
		Mikrogen recomLine Toxoplasma IgG		2		
		Novatec NovaLisa Toxoplasma gondii IgG ELISA		1		
		Roche cobas/Modular/Elecsys Toxo IgG		32		
		Shenzhen YHLO iFlash Toxo IgG		1		
		Siemens Atellica Toxo IgG		5		
		Siemens Immulite Toxoplasma IgG		3		
		Tecan IgG		2		
		TestLine Blot Toxoplasma IgG		1		
		TestLine Toxoplasma IgG EIA		1		
		Vidia MONO-VIDITEST anti-Toxoplasma IgG		1		
	Total:		164		100 %	

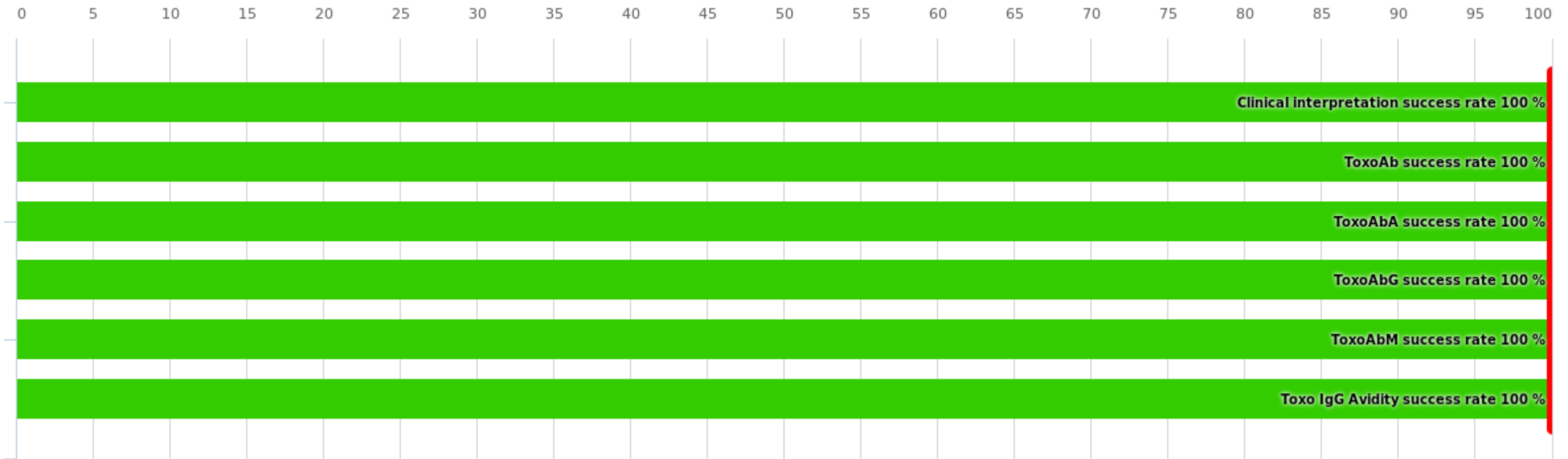
ToxoAbM	Result	Methodics	Result count	Methodics count	AVR success rate	Result Score
	Borderline		1		100 %	2
		Mikrogen recomLine Toxoplasma IgM		1		
	Positive		162		100 %	2
		Abbott Alinity Toxo IgM		25		
		Abbott Architect Toxo IgM		26		
		Bayer Advia Centaur Toxoplasma IgM		1		
		Beckman Coulter Access Toxo IgM EIA		1		
		bioMérieux Vidas Toxo IgM		23		
		BioRad Platelia Toxo IgM EIA		5		
		Chorus Toxo IgM		1		
		Diasorin ETI Toxo IgM EIA		1		
		Diasorin Liaison Toxo IgM		23		
		Euroimmun Anti-Toxoplasma gondii IgM ELISA		1		
		Euroimmun Anti-Toxoplasma gondii IgM IIFT		4		
		MAGLUMI CLIA Toxo IgM		4		
		Mikrogen recomLine Toxoplasma IgM		1		
		Novatec NovaLisa Toxoplasma gondii IgM ELISA		1		
		Roche cobas/Modular/Elecsys Toxo IgM		31		
		Shenzhen YHLO iFlash Toxo IgM		1		
		Siemens Atellica Toxo IgM		5		
		Siemens Immulite Toxoplasma IgM		3		
		Tecan IgM		2		
		TestLine Blot Toxoplasma IgM		1		
		TestLine Toxoplasma IgM EIA		1		

		Vidia MONO-VIDITEST anti-Toxoplasma IgM		1		
	Total:		163		100 %	

Toxo IgG Avidity	Result	Methodics	Result count	Methodics count	AVR success rate	Result Score
	Borderline		3		0 %	0
		Chorus Toxo IgG Avidity		1		
		Euroimmun Anti-Toxoplasma gondii IgG Avidity IIFT		1		
		Roche cobas/Modular/Elecsys Toxo IgG Avidity		1		
	Not measurable		1		0 %	0
		Diasorin Liaison Toxo IgG Avidity		1		
	Weak avidity		45		100 %	2
		Abbott Alinity Toxo IgG avidity		4		
		Abbott Architect Toxo IgG Avidity		4		
		bioMérieux Vidas Toxo IgG Avidity		16		
		BioRad Platelia Toxo IgG Avidity EIA		2		
		Diasorin Liaison Toxo IgG Avidity		11		
		Euroimmun Anti-Toxoplasma gondii IgG Avidity ELISA		2		
		In house Toxo IgG Avidity ELISA		1		
		Roche cobas/Modular/Elecsys Toxo IgG Avidity		3		
		TestLine Toxoplasma IgG Avidity EIA		1		
		Vidia MONO-VIDITEST anti-Toxoplasma IgG avidity		1		
	Total:		49		91.8 %	

Sample S002

Sample S002 success rate



Sample S002 results	Responded	AVR success rate	Count
	Clinical interpretation	100 %	165
	ToxoAb	100 %	3
	ToxoAbA	100 %	11
	ToxoAbG	100 %	163
	ToxoAbM	100 %	161
	Toxo IgG Avidity	100 %	17
	Total:	100 %	520

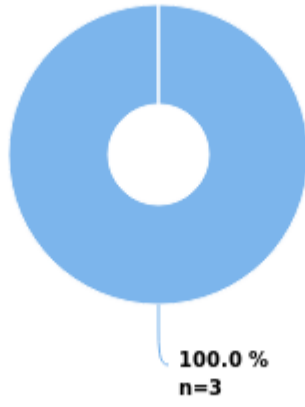
Sample S002 Clinical interpretation



■ No detectable antibodies
 ■ Laboratory does not give clinical interpretation

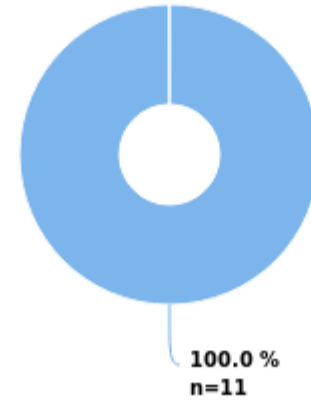
Clinical interpretation	Clinical interpretation	Further handling	Clinical interpretation count	Further handling count	AVR success rate	Clinical interpretation Score	Further handling Score
	No detectable antibodies		112		100 %	4	
		New sample requested		4	-		-
		Would be referred to another laboratory for further examination		1	-		-
	Laboratory does not give clinical interpretation		53		-	-	
		Would be referred to another laboratory for further examination		2	-		-
	Total:		165		100 %		

Sample S002 ToxoAb



■ Negative

Sample S002 ToxoAbA



■ Negative

Sample S002 ToxoAbG



■ Negative

Sample S002 ToxoAbM



■ Negative

Sample S002 Toxo IgG Avidity



■ Not measurable

ToxoAb	Result	Methodics	Result count	Methodics count	AVR success rate	Result Score
	Negative		3		100 %	2
		bioMérieux Vidas Toxo Competition		2		
		Euroimmun Anti-Toxoplasma gondii Screen ELISA (IgAGM)		1		
	Total:		3		100 %	

ToxoAbA	Result	Methodics	Result count	Methodics count	AVR success rate	Result Score
	Negative		11		100 %	2
		BioRad Platelia Toxo IgA EIA		4		
		Diasorin ETI Toxo IgA EIA		1		

	Diasorin Liaison Toxo IgA		1		
	Euroimmun Anti-Toxoplasma gondii IgA ELISA		2		
	Euroimmun Anti-Toxoplasma gondii IgA IIFT		1		
	TestLine Blot Toxoplasma IgA		1		
	TestLine Toxoplasma IgA EIA		1		
	Total:		11		100 %

ToxoAbG	Result	Methodics	Result count	Methodics count	AVR success rate	Result Score
	Negative		163		100 %	2
		Abbott Alinity Toxo IgG		27		
		Abbott Architect Toxo IgG		26		
		Bayer Advia Centaur Toxoplasma IgG		1		
		Beckman Coulter Access Toxo IgG EIA		1		
		bioMérieux Vidas Toxo IgG		21		
		BioRad Platelia Toxo IgG EIA		5		
		Chorus Toxo IgG		1		
		Diasorin ETI Toxo IgG EIA		1		
		Diasorin Liaison Toxo IgG		22		
		Euroimmun Anti-Toxoplasma gondii IgG ELISA		1		
		Euroimmun Anti-Toxoplasma gondii IgG IIFT		4		
		MAGLUMI CLIA Toxo IgG		4		
		Mikrogen recomLine Toxoplasma IgG		2		
		Novatec NovaLisa Toxoplasma gondii IgG ELISA		1		
		Roche cobas/Modular/Elecsys Toxo IgG		32		
		Shenzhen YHLO iFlash Toxo IgG		1		
		Siemens Atellica Toxo IgG		5		
		Siemens Immulite Toxoplasma IgG		3		
		Tecan IgG		2		
		TestLine Blot Toxoplasma IgG		1		
		TestLine Toxoplasma IgG EIA		1		
		Vidia MONO-VIDITEST anti-Toxoplasma IgG		1		
	Total:		163		100 %	

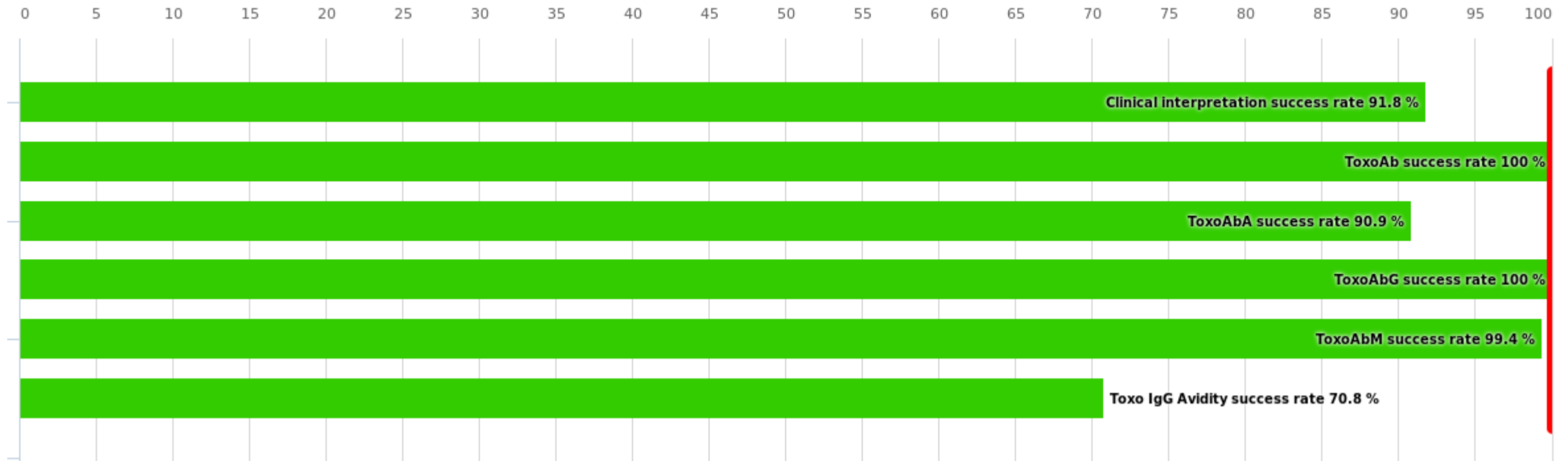
ToxoAbM	Result	Methodics	Result count	Methodics count	AVR success rate	Result Score
	Negative		161		100 %	2
		Abbott Alinity Toxo IgM		25		
		Abbott Architect Toxo IgM		26		
		Bayer Advia Centaur Toxoplasma IgM		1		
		Beckman Coulter Access Toxo IgM EIA		1		
		bioMérieux Vidas Toxo IgM		22		
		BioRad Platelia Toxo IgM EIA		5		
		Chorus Toxo IgM		1		
		Diasorin ETI Toxo IgM EIA		1		
		Diasorin Liaison Toxo IgM		22		
		Euroimmun Anti-Toxoplasma gondii IgM ELISA		1		
		Euroimmun Anti-Toxoplasma gondii IgM IIFT		4		
		MAGLUMI CLIA Toxo IgM		4		
		Mikrogen recomLine Toxoplasma IgM		2		
		Novatec NovaLisa Toxoplasma gondii IgM ELISA		1		
		Roche cobas/Modular/Elecsys Toxo IgM		31		
		Shenzhen YHLO iFlash Toxo IgM		1		
		Siemens Atellica Toxo IgM		5		
		Siemens Immulite Toxoplasma IgM		3		
		Tecan IgM		2		
		TestLine Blot Toxoplasma IgM		1		
		TestLine Toxoplasma IgM EIA		1		
		Vidia MONO-VIDITEST anti-Toxoplasma IgM		1		
	Total:		161		100 %	

Toxo IgG Avidity	Result	Methodics	Result count	Methodics count	AVR success rate	Result Score
	Not measurable		17		100 %	2
		Abbott Alinity Toxo IgG avidity		2		
		Abbott Architect Toxo IgG Avidity		1		

		bioMérieux Vidas Toxo IgG Avidity		2		
		BioRad Platelia Toxo IgG Avidity EIA		1		
		Diasorin Liaison Toxo IgG Avidity		6		
		Euroimmun Anti-Toxoplasma gondii IgG Avidity ELISA		1		
		Euroimmun Anti-Toxoplasma gondii IgG Avidity IIFT		1		
		Roche cobas/Modular/Elecsys Toxo IgG Avidity		2		
		TestLine Toxoplasma IgG Avidity EIA		1		
	Total:		17		100 %	

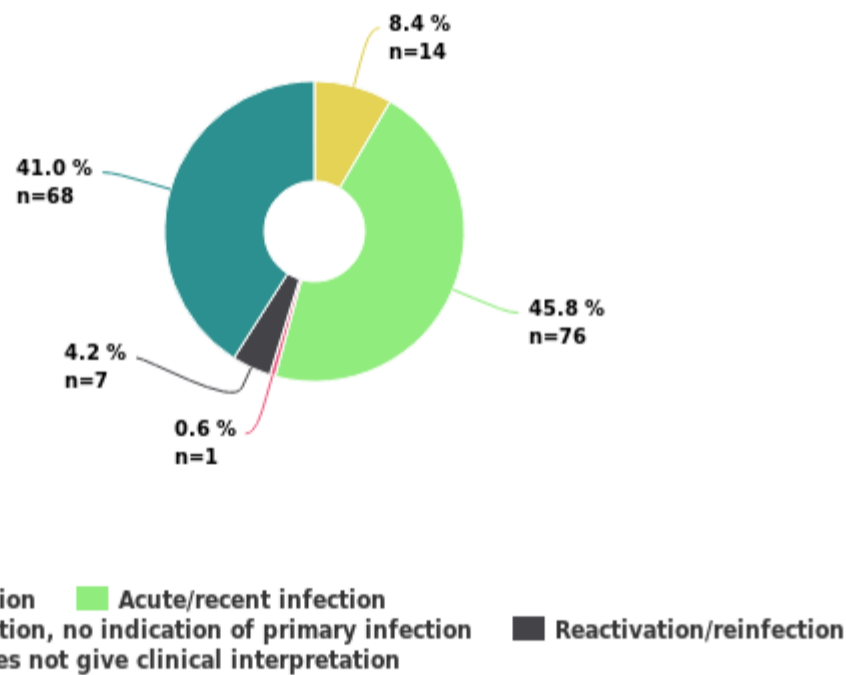
Sample S003

Sample S003 success rate



Sample S003 results	Responded	AVR success rate	Count
	Clinical interpretation	91.8 %	166
	ToxoAb	100 %	3
	ToxoAbA	90.9 %	11
	ToxoAbG	100 %	163
	ToxoAbM	99.4 %	162
	Toxo IgG Avidity	70.8 %	48
	Total:	94.5 %	553

Sample S003 Clinical interpretation



Clinical interpretation	Clinical interpretation	Further handling	Clinical interpretation count	Further handling count	AVR success rate	Clinical interpretation Score	Further handling Score
	Primary infection		14		100 %	4	
		New sample requested		4	-		-
	Acute/recent infection		76		100 %	4	
		New sample requested		20	-		-
		Would be referred to another laboratory for further examination		19	-		-
	Previous infection, no indication of primary infection		1		0 %	0	
	Reactivation/reinfection		7		0 %	0	
		New sample requested		1	-		-
		Would be referred to another laboratory for further examination		1	-		-
	Laboratory does not give clinical interpretation		68		-	-	

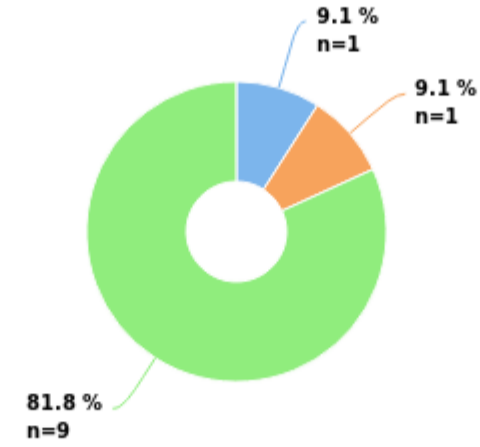
		New sample requested		2	-		-
		Would be referred to another laboratory for further examination		11	-		-
	Total:		166		91.8 %		

Sample S003 ToxoAb



Positive

Sample S003 ToxoAbA



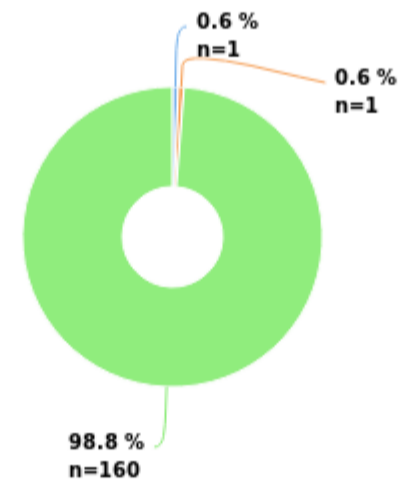
Negative Borderline Positive

Sample S003 ToxoAbG



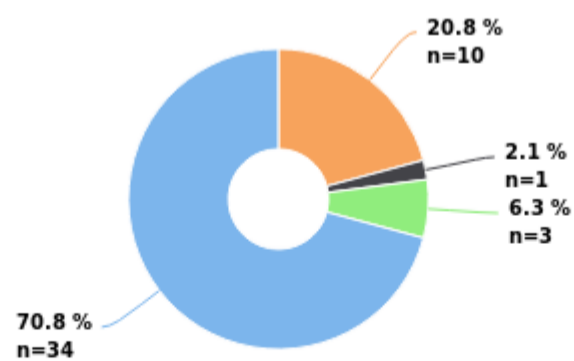
Positive

Sample S003 ToxoAbM



Negative Borderline Positive

Sample S003 Toxo IgG Avidity



Borderline Not measurable Strong avidity Weak avidity

ToxoAb	Result	Methodics	Result count	Methodics count	AVR success rate	Result Score
	Positive		3		100 %	2
		bioMérieux Vidas Toxo Competition		2		
		Euroimmun Anti-Toxoplasma gondii Screen ELISA (IgAGM)		1		
	Total:		3		100 %	

ToxoAbA	Result	Methodics	Result count	Methodics count	AVR success rate	Result Score
	Negative		1		0 %	0
		TestLine Blot Toxoplasma IgA		1		
	Borderline		1		100 %	2
		Euroimmun Anti-Toxoplasma gondii IgA IIFT		1		
	Positive		9		100 %	2
		BioRad Platelia Toxo IgA EIA		4		
		Diasorin ETI Toxo IgA EIA		1		
		Diasorin Liaison Toxo IgA		1		
		Euroimmun Anti-Toxoplasma gondii IgA ELISA		2		
		TestLine Toxoplasma IgA EIA		1		
	Total:		11		90.9 %	

ToxoAbG	Result	Methodics	Result count	Methodics count	AVR success rate	Result Score
	Positive		163		100 %	2
		Abbott Alinity Toxo IgG		26		
		Abbott Architect Toxo IgG		26		
		Bayer Advia Centaur Toxoplasma IgG		1		
		Beckman Coulter Access Toxo IgG EIA		1		
		bioMérieux Vidas Toxo IgG		22		
		BioRad Platelia Toxo IgG EIA		5		
		Chorus Toxo IgG		1		
		Diasorin ETI Toxo IgG EIA		1		
		Diasorin Liaison Toxo IgG		22		
		Euroimmun Anti-Toxoplasma gondii IgG ELISA		1		
		Euroimmun Anti-Toxoplasma gondii IgG IIFT		4		
		MAGLUMI CLIA Toxo IgG		4		
		Mikrogen recomLine Toxoplasma IgG		2		
		Novatec NovaLisa Toxoplasma gondii IgG ELISA		1		
		Roche cobas/Modular/Elecsys Toxo IgG		32		
		Shenzhen YHLO iFlash Toxo IgG		1		
		Siemens Atellica Toxo IgG		5		
		Siemens Immulite Toxoplasma IgG		3		
		Tecan IgG		2		
		TestLine Blot Toxoplasma IgG		1		
		TestLine Toxoplasma IgG EIA		1		
		Vidia MONO-VIDITEST anti-Toxoplasma IgG		1		
	Total:		163		100 %	

ToxoAbM	Result	Methodics	Result count	Methodics count	AVR success rate	Result Score
	Negative		1		0 %	0
		Mikrogen recomLine Toxoplasma IgM		1		
	Borderline		1		100 %	2
		TestLine Blot Toxoplasma IgM		1		
	Positive		160		100 %	2
		Abbott Alinity Toxo IgM		24		
		Abbott Architect Toxo IgM		26		
		Bayer Advia Centaur Toxoplasma IgM		1		
		Beckman Coulter Access Toxo IgM EIA		1		
		bioMérieux Vidas Toxo IgM		23		
		BioRad Platelia Toxo IgM EIA		5		
		Chorus Toxo IgM		1		
		Diasorin ETI Toxo IgM EIA		1		
		Diasorin Liaison Toxo IgM		23		
		Euroimmun Anti-Toxoplasma gondii IgM ELISA		1		
		Euroimmun Anti-Toxoplasma gondii IgM IIFT		4		
		MAGLUMI CLIA Toxo IgM		4		
		Mikrogen recomLine Toxoplasma IgM		1		
		Novatec NovaLisa Toxoplasma gondii IgM ELISA		1		
		Roche cobas/Modular/Elecsys Toxo IgM		31		
		Shenzhen YHLO iFlash Toxo IgM		1		
		Siemens Atellica Toxo IgM		5		
		Siemens Immulite Toxoplasma IgM		3		

		Tecan IgM		2		
		TestLine Toxoplasma IgM EIA		1		
		Vidia MONO-VIDITEST anti-Toxoplasma IgM		1		
	Total:		162		99.4 %	

Toxo IgG Avidity	Result	Methodics	Result count	Methodics count	AVR success rate	Result Score
	Borderline		10		0 %	0
		Abbott Alinity Toxo IgG avidity		1		
		Abbott Architect Toxo IgG Avidity		2		
		Chorus Toxo IgG Avidity		1		
		Diasorin Liaison Toxo IgG Avidity		3		
		Euroimmun Anti-Toxoplasma gondii IgG Avidity ELISA		1		
		Euroimmun Anti-Toxoplasma gondii IgG Avidity IIFT		1		
		TestLine Toxoplasma IgG Avidity EIA		1		
	Not measurable		1		0 %	0
		Diasorin Liaison Toxo IgG Avidity		1		
	Strong avidity		3		0 %	0
		Diasorin Liaison Toxo IgG Avidity		2		
		Roche cobas/Modular/Elecsys Toxo IgG Avidity		1		
	Weak avidity		34		100 %	2
		Abbott Alinity Toxo IgG avidity		3		
		Abbott Architect Toxo IgG Avidity		2		
		bioMérieux Vidas Toxo IgG Avidity		15		
		BioRad Platelia Toxo IgG Avidity EIA		2		
		Diasorin Liaison Toxo IgG Avidity		6		
		Euroimmun Anti-Toxoplasma gondii IgG Avidity ELISA		1		
		In house Toxo IgG Avidity ELISA		1		
		Roche cobas/Modular/Elecsys Toxo IgG Avidity		3		
		Vidia MONO-VIDITEST anti-Toxoplasma IgG avidity		1		
	Total:		48		70.8 %	

Report Info**PARTICIPANTS**

Altogether 150 laboratories from 21 countries participated in this EQA round.

REPORT INFO

The results are divided into groups according to the method stated by the laboratory and presented in laboratory-specific tables. Accepted results are marked with green color and laboratory's own result with a black radio button . In the scoring report you will find summaries of overall success rate and sample specific success rates (%). Sample specific interpretations are shown in pie diagrams as percentages and the total interpretation and methodic counts in the tables. If you have not reported any results you will get a note: "You have not responded in time, only global report is available."

For information on report interpretation and performance evaluation, please see the "EQAS Interpretation guidelines" in LabScala User instructions. In case you have any questions regarding the reports, please contact the EQA Coordinator.

SCORING

The round is scored based on test results and clinical interpretations when 60% or more of the participants report the expected result and when at least three results are reported.

The following general rules are applied:

Correct/expected test result 2/2 points
False/deviating test result 0/2 points
Correct/expected clinical interpretation 4/4 points
False/deviating clinical interpretation 0/4 points

The performance of the laboratory is assessed by the Own success rate (%). The target is 100%. The examination-specific scores obtained by the laboratory in the round are converted to Own success rate per sample (scores/maximum scores*100). The Laboratory's Own success rate is the average of the sample success rates.

The success rate for the entire round (AVR success rate) is calculated from the total number of scores given to the results per sample (all scores/maximum scores*100). The AVG success rate of the entire round is the average of the sample success rates. The difference in the Laboratory's Own success rate (%) to the corresponding numbers for the entire round is shown in the table.