

GLOBAL REPORT

	No of participants	No of responded participants	Response percentage
Mumps virus, antibodies, January, 1-2024	31	29	93.5 %

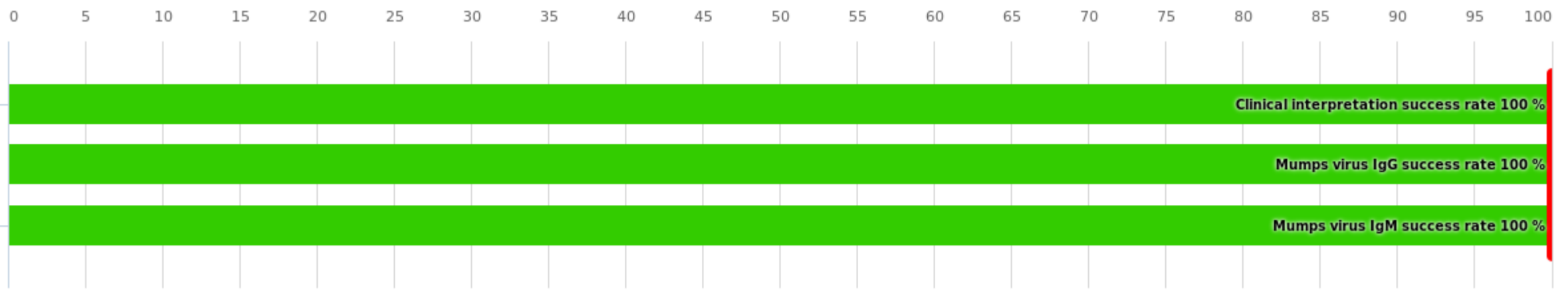
Summary



Summary	AVR success rate
Sample S001	100 %
Sample S002	100 %
Sample S003	96.4 %
Average:	98.8 %

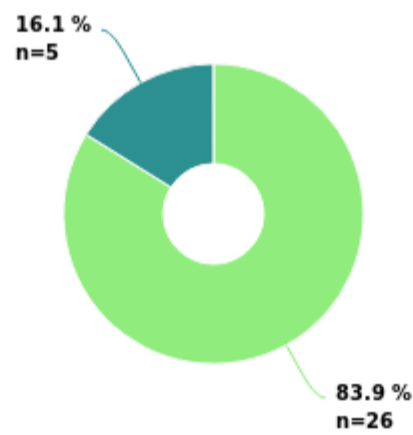
Sample S001

Sample S001 success rate



Sample S001 results	Responded	AVR success rate	Count
	Clinical interpretation	100 %	31
	Mumps virus IgG	100 %	31
	Mumps virus IgM	100 %	30
	Total:	100 %	92

Sample S001 Clinical interpretation



■ Acute/recent infection
■ Laboratory does not give clinical interpretation

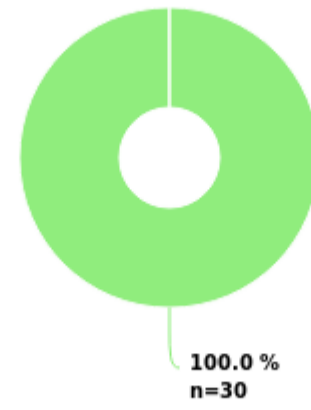
Clinical interpretation	Interpretation	Further action	Interpretation count	Further action count	AVR success rate	Interpretation Score	Further action Score
	Acute/recent infection		26		100 %	4	
		Referred to confirmation		3	-		-
		New sample requested and referred to confirmation		3	-		-
		New sample requested		1	-		-
	Laboratory does not give clinical interpretation		5		-	-	
	Total:		31		100 %		

Sample S001 Mumps virus IgG



Positive

Sample S001 Mumps virus IgM



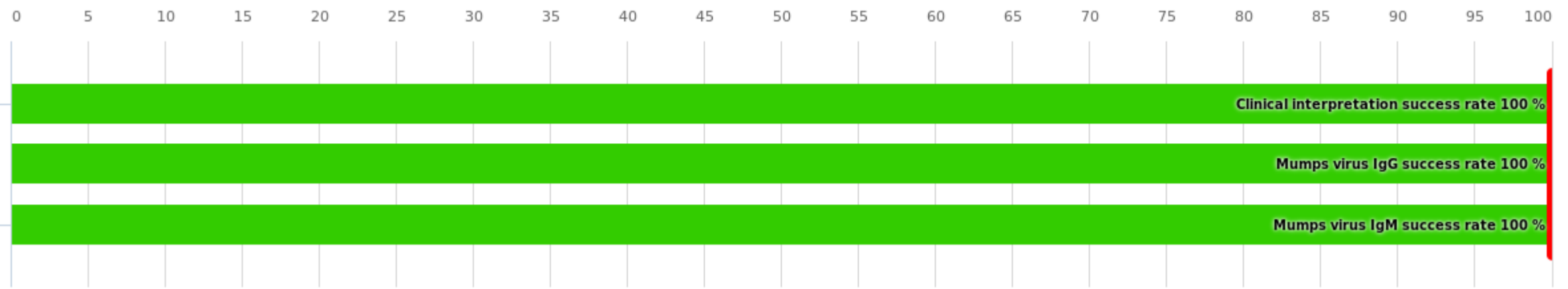
Positive

Mumps virus IgG	Interpretation	Method	Interpretation count	Method count	AVR success rate	Interpretation Score
	Positive		31		100 %	2
		bioMerieux VIDAS Mumps IgG		1		
		DiaSorin LIAISON Mumps IgG		19		
		Euroimmun Anti-Mumps Virus IgG ELISA		7		
		In-house EIA		1		
		NovaTec NovaLisa Mumps Virus IgG ELISA		1		
		TestLine Clinical Diagnostics EIA Mumps IgG		1		
		Virion/Serion ELISA classic Mumps IgG		1		
	Total:		31		100 %	

Mumps virus IgM	Interpretation	Method	Interpretation count	Method count	AVR success rate	Interpretation Score
	Positive		30		100 %	2
		DiaSorin LIAISON Mumps IgM		19		
		Euroimmun Anti-Mumps Virus IgM ELISA		6		
		In-house EIA		1		
		Microimmune Mumps IgM Capture EIA		1		
		NovaTec NovaLisa Mumps Virus IgM ELISA		1		
		TestLine Clinical Diagnostics EIA Mumps IgM		1		
		Virion/Serion ELISA classic Mumps IgM		1		
	Total:		30		100 %	

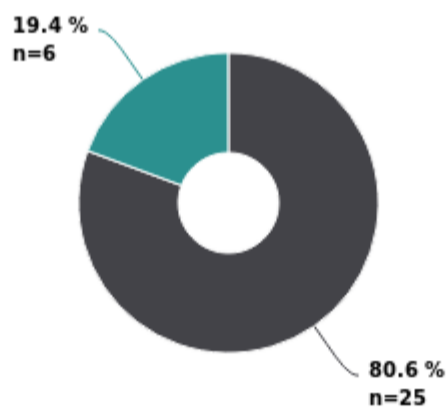
Sample S002

Sample S002 success rate



Sample S002 results	Responded	AVR success rate	Count
	Clinical interpretation	100 %	31
	Mumps virus IgG	100 %	31
	Mumps virus IgM	100 %	30
	Total:	100 %	92

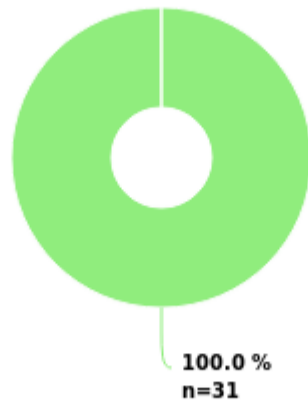
Sample S002 Clinical interpretation



Old immunity or vaccinated
 Laboratory does not give clinical interpretation


Clinical interpretation	Interpretation	Further action	Interpretation count	Further action count	AVR success rate	Interpretation Score	Further action Score
	Old immunity or vaccinated		25		100 %	4	
	Laboratory does not give clinical interpretation		6		-	-	
	Total:		31		100 %		

Sample S002 Mumps virus IgG



Positive

Sample S002 Mumps virus IgM



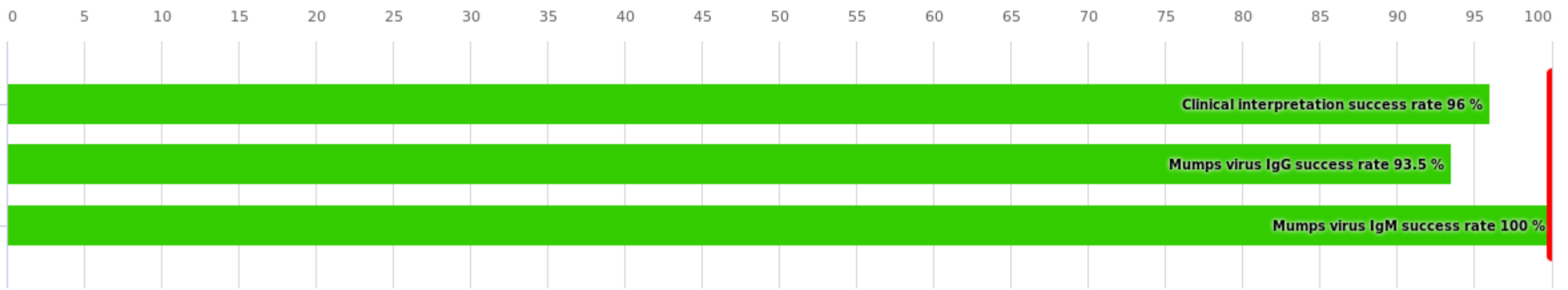
Negative

Mumps virus IgG	Interpretation	Method	Interpretation count	Method count	AVR success rate	Interpretation Score
	Positive		31		100 %	2
		bioMerieux VIDAS Mumps IgG		1		
		DiaSorin LIAISON Mumps IgG		19		
		Euroimmun Anti-Mumps Virus IgG ELISA		7		
		In-house EIA		1		
		NovaTec NovaLisa Mumps Virus IgG ELISA		1		
		TestLine Clinical Diagnostics EIA Mumps IgG		1		
		Virion/Serion ELISA classic Mumps IgG		1		
	Total:		31		100 %	

Mumps virus IgM	Interpretation	Method	Interpretation count	Method count	AVR success rate	Interpretation Score
	Negative		30		100 %	2
		DiaSorin LIAISON Mumps IgM		19		
		Euroimmun Anti-Mumps Virus IgM ELISA		6		
		In-house EIA		1		
		Microimmune Mumps IgM Capture EIA		1		
		NovaTec NovaLisa Mumps Virus IgM ELISA		1		
		TestLine Clinical Diagnostics EIA Mumps IgM		1		
		Virion/Serion ELISA classic Mumps IgM		1		
	Total:		30		100 %	

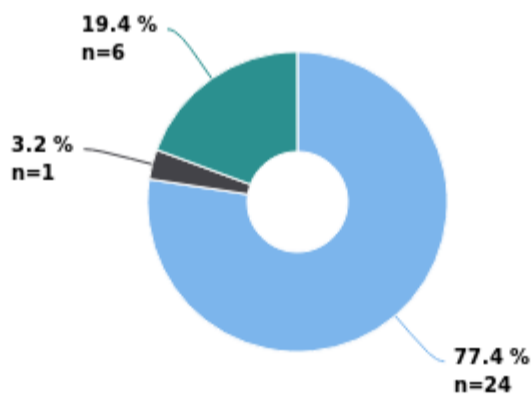
Sample S003

Sample S003 success rate



Sample S003 results	Responded	AVR success rate	Count
	Clinical interpretation	96 %	31
	Mumps virus IgG	93.5 %	31
	Mumps virus IgM	100 %	30
	Total:	96.4 %	92

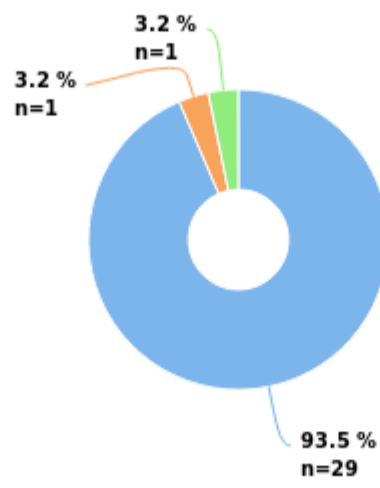
Sample S003 Clinical interpretation



- No detectable antibodies
- Old immunity or vaccinated
- Laboratory does not give clinical interpretation

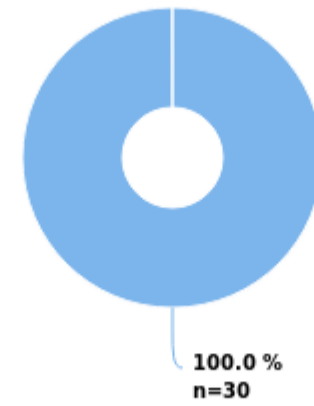
Clinical interpretation	Interpretation	Further action	Interpretation count	Further action count	AVR success rate	Interpretation Score	Further action Score
	No detectable antibodies		24		100 %	4	
	Old immunity or vaccinated		1		0 %	0	
	Laboratory does not give clinical interpretation		6		-	-	
	Total:		31		96 %		

Sample S003 Mumps virus IgG



■ Negative ■ Borderline ■ Positive

Sample S003 Mumps virus IgM



■ Negative

Mumps virus IgG	Interpretation	Method	Interpretation count	Method count	AVR success rate	Interpretation Score
	Negative		29		100 %	2
		DiaSorin LIAISON Mumps IgG		19		
		Euroimmun Anti-Mumps Virus IgG ELISA		7		
		NovaTec NovaLisa Mumps Virus IgG ELISA		1		
		TestLine Clinical Diagnostics EIA Mumps IgG		1		
		Virion/Serion ELISA classic Mumps IgG		1		
	Borderline		1		0 %	0
		bioMerieux VIDAS Mumps IgG		1		
	Positive		1		0 %	0
		In-house EIA		1		
	Total:		31		93.5 %	

Mumps virus IgM	Interpretation	Method	Interpretation count	Method count	AVR success rate	Interpretation Score
	Negative		30		100 %	2
		DiaSorin LIAISON Mumps IgM		19		
		Euroimmun Anti-Mumps Virus IgM ELISA		6		
		In-house EIA		1		
		Microimmune Mumps IgM Capture EIA		1		
		NovaTec NovaLisa Mumps Virus IgM ELISA		1		
		TestLine Clinical Diagnostics EIA Mumps IgM		1		
		Virion/Serion ELISA classic Mumps IgM		1		
	Total:		30		100 %	

Report Info**PARTICIPANTS**

Altogether 31 laboratories from 15 countries participated in this EQA round.

REPORT INFO

The results are divided into groups according to the method stated by the laboratory and presented in laboratory-specific tables. Accepted results are marked with green color and laboratory's own result with a black radio button . In the scoring report you will find summaries of overall success rate and sample specific success rates (%). Sample specific interpretations are shown in pie diagrams as percentages and the total interpretation and methodic counts in the tables. If you have not reported any results you will get a note: "You have not responded in time, only global report is available."

For information on report interpretation and performance evaluation, please see the "EQAS Interpretation guidelines" in LabScala User instructions. In case you have any questions regarding the reports, please contact the EQA Coordinator.

SCORING

The round is scored based on test results and clinical interpretations when 60% or more of the participants report the expected result and when at least three results are reported.

The following general rules are applied:

Correct/expected test result 2/2 points
False/deviating test result 0/2 points
Correct/expected clinical interpretation 4/4 points
False/deviating clinical interpretation 0/4 points

The performance of the laboratory is assessed by the Own success rate (%). The target is 100%. The examination-specific scores obtained by the laboratory in the round are converted to Own success rate per sample (scores/maximum scores*100). The Laboratory's Own success rate is the average of the sample success rates.

The success rate for the entire round (AVR success rate) is calculated from the total number of scores given to the results per sample (all scores/maximum scores*100). The AVG success rate of the entire round is the average of the sample success rates. The difference in the Laboratory's Own success rate (%) to the corresponding numbers for the entire round is shown in the table.