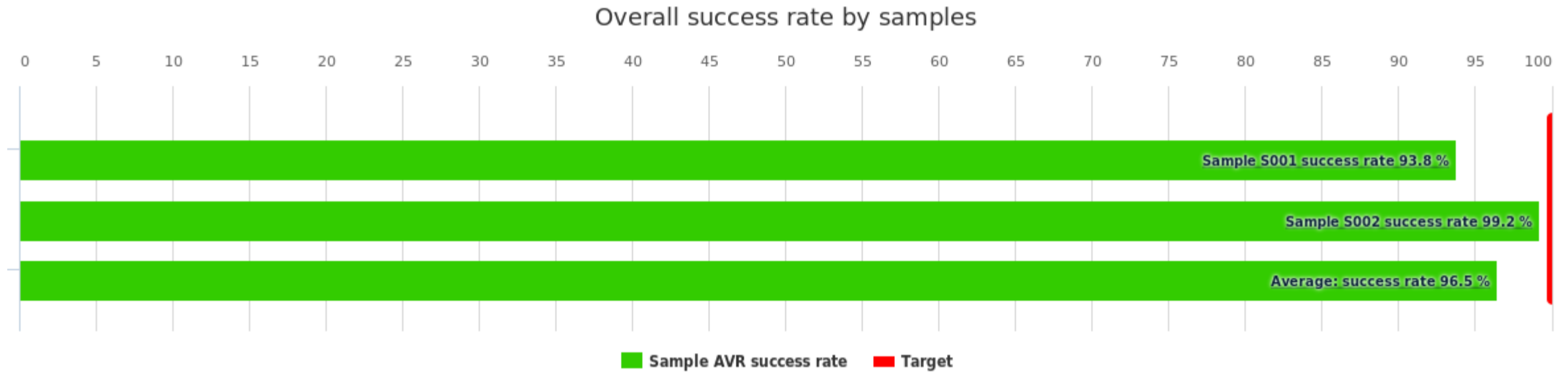


GLOBAL REPORT

	No of participants	No of responded participants	Response percentage
Helicobacter pylori, antibodies, March, 1-2024	155	148	95.5 %

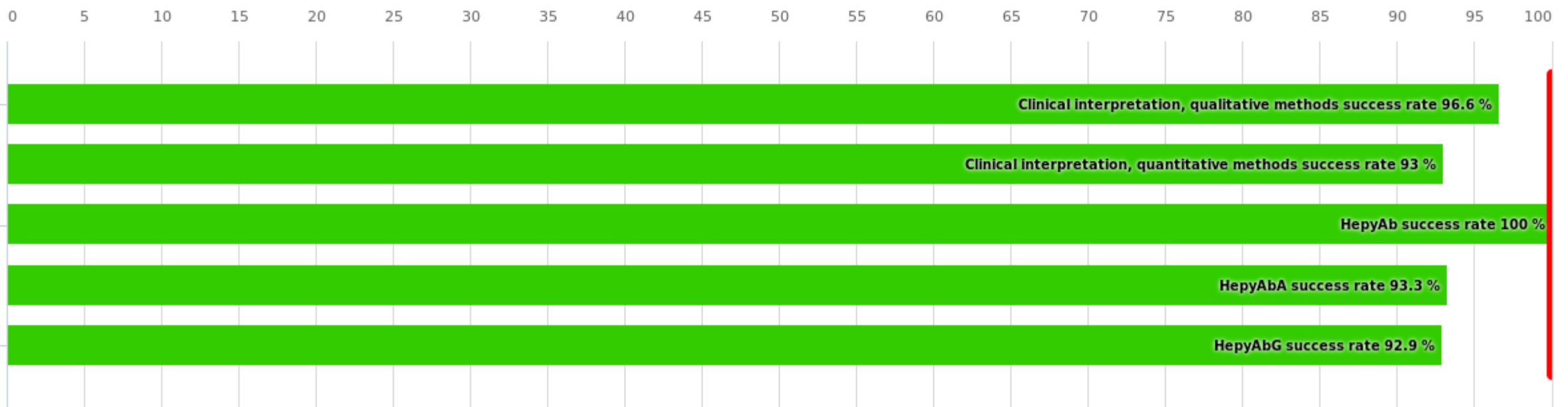
Summary



Summary	AVR success rate
Sample S001	93.8 %
Sample S002	99.2 %
Average:	96.5 %

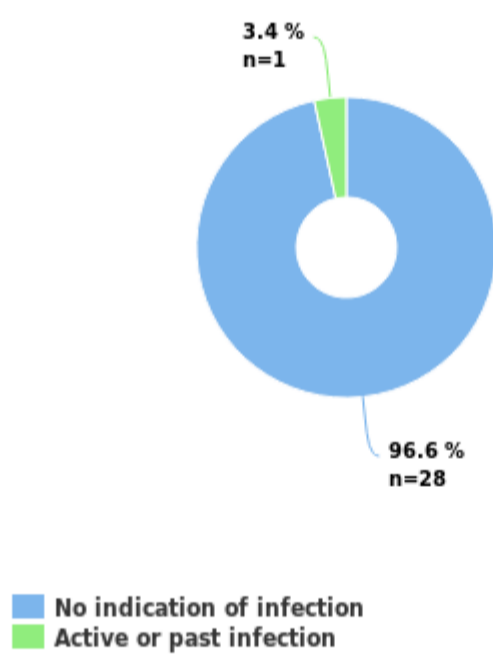
Sample S001

Sample S001 success rate

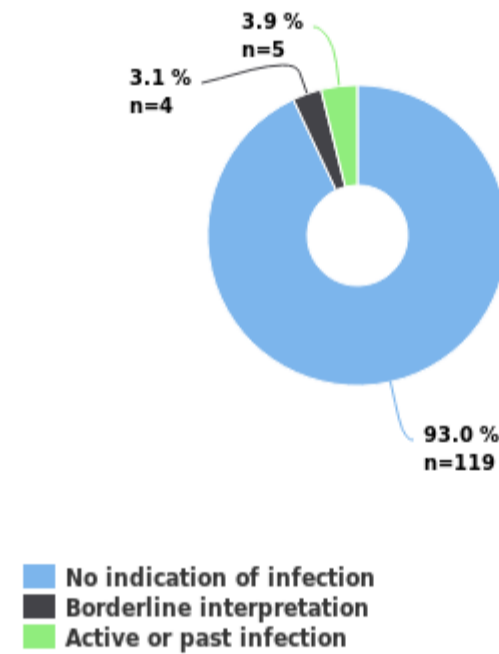


Sample S001 results	Responded	AVR success rate	Count
	Clinical interpretation, qualitative methods	96.6 %	29
	Clinical interpretation, quantitative methods	93 %	128
	HepyAb	100 %	29
	HepyAbA	93.3 %	30
	HepyAbG	92.9 %	127
	Total:	93.8 %	343

Sample S001 Clinical interpretation, qualitative methods



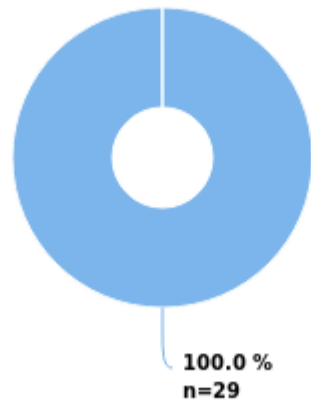
Sample S001 Clinical interpretation, quantitative methods



Clinical interpretation, qualitative methods	Interpretation	Interpretation count	AVR success rate	Interpretation Score
	No indication of infection	28	100 %	4
	Active or past infection	1	0 %	0
	Total:	29	96.6 %	

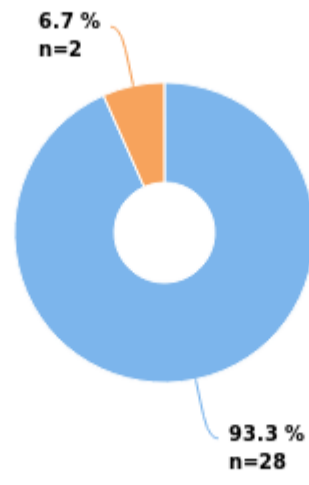
Clinical interpretation, quantitative methods	Interpretation	Interpretation count	AVR success rate	Interpretation Score
	No indication of infection	119	100 %	4
	Borderline interpretation	4	0 %	0
	Active or past infection	5	0 %	0
	Total:	128	93 %	

Sample S001 HepyAb



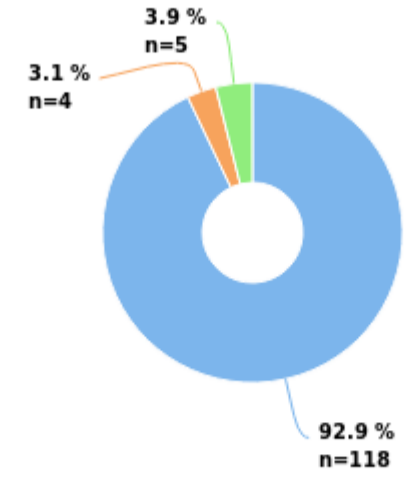
■ Negative

Sample S001 HepyAbA



■ Negative ■ Borderline

Sample S001 HepyAbG



■ Negative ■ Borderline ■ Positive

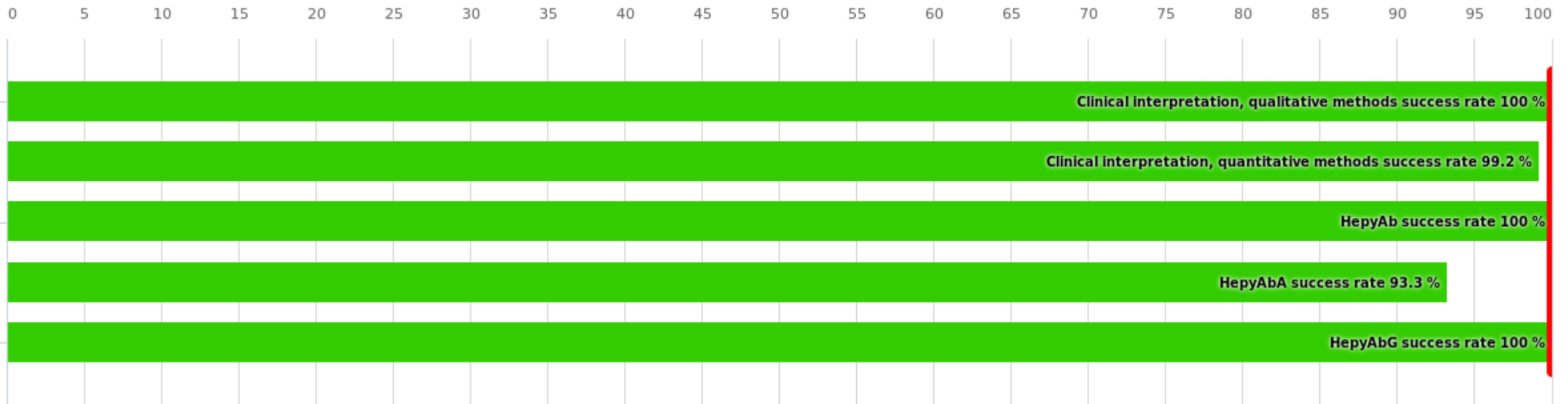
HepyAb	Interpretation	Test	Interpretation count	Test count	AVR success rate	Interpretation Score
	Negative		29		100 %	2
		ABON H. Pylori Rapid diagnostics kit		1		
		AccuBiotech ACCU-TELL Rapid H. pylori Antibody Test		1		
		Acro Biotech H. pylori Antibody Rapid Test Cassette		5		
		AllDiag Pyloritop Ab+		1		
		Alltest H.Pylori Ab Rapid Test Cassette		2		
		CTKBiotech, H.pyloriAb Combo Rapid Test		1		
		DDS Diagnostic H. Pylori antibodies Rapid Test		2		
		Dialab DIAQUICK H. pylori		2		
		Dima/BioSynex H. pylori Ab		1		
		Hydrex Diagnostics Helicobacter pylori Ab		2		
		Koroglu Medical Laboquick H. pylori Ab		1		
		Liaison H. pylori Ab (Diasorin)		3		
		Meridian Bioscience Immunocard H. pylori Ab		3		
		Meridian Bioscience Premier H. pylori Ab		2		
		Standard Diagnostics SD Bioline H. pylori Ab		1		
		Ultimed Test Anticorps H.pylori Ab		1		
	Total:		29		100 %	

HepyAbA	Interpretation	Test	Interpretation count	Test count	AVR success rate	Interpretation Score
	Negative		28		100 %	2
		DiaPro Diagnostics HP CagA IgA ELISA		1		
		DiaPro Diagnostics HP IgA ELISA		1		
		Diesse Chorus H. pylori IgA ELISA		2		
		EQUI Helicobacter Ig		1		
		Euroimmun Anti-Helicobacter pylori CagA IgA ELISA		1		
		Euroimmun Anti-Helicobacter pylori EUROLINE-WB		1		
		Euroimmun Helicobacter pylori IgA EIA/ELISA		7		
		MAGLUMI CLIA H.pylori IgA		1		
		Orgentec Alegria Anti-Helicobacter pylori IgA ELISA		6		
		TestLine BLOT-LINE Helicobacter IgA		1		
		TestLine Clinical Diagnostics CLIA Helicobacter MONO IgA		1		
		TestLine Clinical Diagnostics EIA Helicobacter MONO IgA		1		
		Testline Helicobacter MONO IgA EIA		4		
	Borderline		2		0 %	0
		NovaTec Immunodiagnostica H. pylori IgA ELISA		1		
		Virotech Helicobacter pylori ELISA IgA		1		
	Total:		30		93.3 %	

HepyAbG	Interpretation	Test	Interpretation count	Test count	AVR success rate	Interpretation Score
	Negative		118		100 %	2
		Biohit Helicobacter pylori IgG ELISA		1		
		bioMerieux Vidas H. pylori IgG		23		
		Diasorin Liaison H. pylori IgG		39		
		Euroimmun Anti-Helicobacter pylori EUROLINE-WB		1		
		Euroimmun Helicobacter pylori IgG EIA/ELISA		16		
		MAGLUMI CLIA H.pylori IgG		1		
		Meridian Bioscience Premier H. pylori IgG EIA		1		
		NovaTec Immunodiagnostica H. pylori IgG ELISA		1		
		Orgentec Alegria Anti-Helicobacter pylori IgG ELISA		8		
		SERION classic Helicobacter pylori IgG ELISA		4		
		Siemens Immulite H. pylori IgG		16		
		TestLine BLOT-LINE Helicobacter IgG		1		
		TestLine Clinical Diagnostics CLIA Helicobacter MONO IgG		1		
		Testline Helicobacter MONO IgG EIA		3		
		Virotech Helicobacter pylori ELISA IgG		1		
		ZEUS H. pylori IgG ELISA		1		
	Borderline		4		0 %	0
		bioMerieux Vidas H. pylori IgG		2		
		Diesse Chorus H. pylori IgG ELISA		1		
		NovaTec Immunodiagnostica H. pylori IgG ELISA		1		
	Positive		5		0 %	0
		DiaPro Diagnostics HP CagA IgG ELISA		1		
		Diesse Chorus H. pylori IgG ELISA		1		
		Vircell Helicobacter pylori VirClia IgG		3		
	Total:		127		92.9 %	

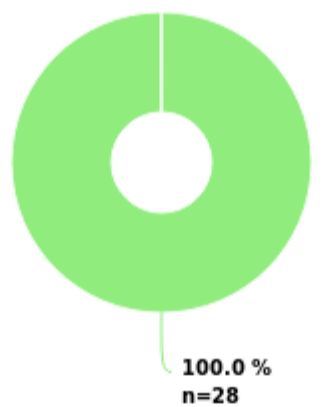
Sample S002

Sample S002 success rate



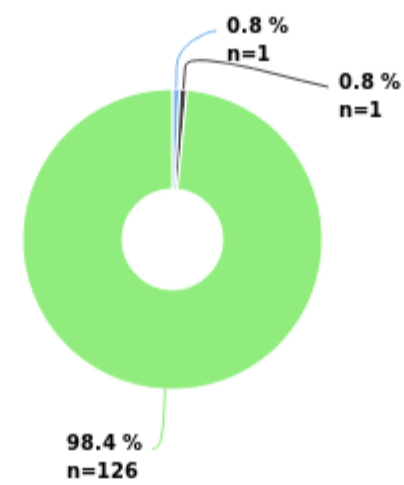
Sample S002 results	Responded	AVR success rate	Count
	Clinical interpretation, qualitative methods	100 %	28
	Clinical interpretation, quantitative methods	99.2 %	128
	HepyAb	100 %	28
	HepyAbA	93.3 %	30
	HepyAbG	100 %	127
	Total:	99.2 %	341

Sample S002 Clinical interpretation, qualitative methods



Active or past infection

Sample S002 Clinical interpretation, quantitative methods

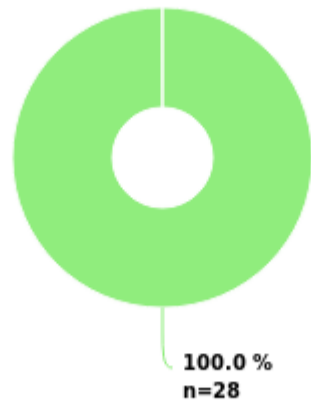


No indication of infection
Borderline interpretation
Active or past infection

Clinical interpretation, qualitative methods	Interpretation	Interpretation count	AVR success rate	Interpretation Score
	Active or past infection	28	100 %	4
	Total:	28	100 %	

Clinical interpretation, quantitative methods	Interpretation	Interpretation count	AVR success rate	Interpretation Score
	No indication of infection	1	0 %	0
	Borderline interpretation	1	100 %	4
	Active or past infection	126	100 %	4
	Total:	128	99.2 %	

Sample S002 HepyAb



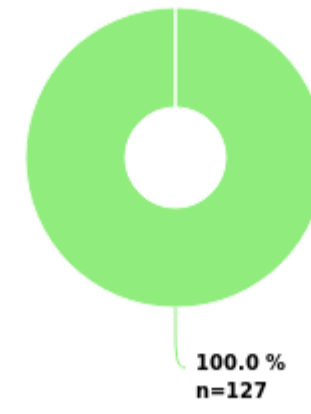
Positive

Sample S002 HepyAbA



Negative Positive

Sample S002 HepyAbG



Positive

HepyAb	Interpretation	Test	Interpretation count	Test count	AVR success rate	Interpretation Score
	Positive		28		100 %	2
		ABON H. Pylori Rapid diagnostics kit		1		
		AccuBiotech ACCU-TELL Rapid H. pylori Antibody Test		1		
		Acro Biotech H. pylori Antibody Rapid Test Cassette		5		
		Alltest H.Pylori Ab Rapid Test Cassette		2		
		CTKBiotech, H.pyloriAb Combo Rapid Test		1		
		DDS Diagnostic H. Pylori antibodies Rapid Test		2		
		Dialab DIAQUICK H. pylori		2		
		Dima/BioSynex H. pylori Ab		1		
		Hydrex Diagnostics Helicobacter pylori Ab		2		
		Koroglu Medical Laboquick H. pylori Ab		1		
		Liaison H. pylori Ab (Diasorin)		3		
		Meridian Bioscience Immunocard H. pylori Ab		3		
		Meridian Bioscience Premier H. pylori Ab		2		
		Standard Diagnostics SD Bioline H. pylori Ab		1		
		Ultimed Test Anticorps H.pylori Ab		1		
	Total:		28		100 %	

HepyAbA	Interpretation	Test	Interpretation count	Test count	AVR success rate	Interpretation Score
	Negative		2		0 %	0
		DiaPro Diagnostics HP CagA IgA ELISA		1		
		EQUI Helicobacter Ig		1		
	Positive		28		100 %	2
		DiaPro Diagnostics HP IgA ELISA		1		
		Diesse Chorus H. pylori IgA ELISA		2		
		Euroimmun Anti-Helicobacter pylori CagA IgA ELISA		1		
		Euroimmun Anti-Helicobacter pylori EUROLINE-WB		1		
		Euroimmun Helicobacter pylori IgA EIA/ELISA		7		
		MAGLUMI CLIA H.pylori IgA		1		
		NovaTec Immunodiagnostica H. pylori IgA ELISA		1		
		Orgentec Alegria Anti-Helicobacter pylori IgA ELISA		6		
		TestLine BLOT-LINE Helicobacter IgA		1		
		TestLine Clinical Diagnostics CLIA Helicobacter MONO IgA		1		
		TestLine Clinical Diagnostics EIA Helicobacter MONO IgA		1		
		Testline Helicobacter MONO IgA EIA		4		
		Virotech Helicobacter pylori ELISA IgA		1		
	Total:		30		93.3 %	

HepyAbG	Interpretation	Test	Interpretation count	Test count	AVR success rate	Interpretation Score
---------	----------------	------	----------------------	------------	------------------	----------------------

Positive		127		100 %	2
	Biohit Helicobacter pylori IgG ELISA		1		
	bioMerieux Vidas H. pylori IgG		25		
	DiaPro Diagnostics HP CagA IgG ELISA		1		
	Diasorin Liaison H. pylori IgG		39		
	Diesse Chorus H. pylori IgG ELISA		2		
	Euroimmun Anti-Helicobacter pylori EUROLINE-WB		1		
	Euroimmun Helicobacter pylori IgG EIA/ELISA		16		
	MAGLUMI CLIA H.pylori IgG		1		
	Meridian Bioscience Premier H. pylori IgG EIA		1		
	NovaTec Immunodiagnostica H. pylori IgG ELISA		2		
	Orgentec Alegria Anti-Helicobacter pylori IgG ELISA		8		
	SERION classic Helicobacter pylori IgG ELISA		4		
	Siemens Immulite H. pylori IgG		16		
	TestLine BLOT-LINE Helicobacter IgG		1		
	TestLine Clinical Diagnostics CLIA Helicobacter MONO IgG		1		
	Testline Helicobacter MONO IgG EIA		3		
	Vircell Helicobacter pylori VirClia IgG		3		
	Virotech Helicobacter pylori ELISA IgG		1		
	ZEUS H. pylori IgG ELISA		1		
Total:		127		100 %	

Report Info

PARTICIPANTS

Altogether 155 laboratories from 26 countries participated in this EQA round.

REPORT INFO

The results are divided into groups according to the method stated by the laboratory and presented in laboratory-specific tables. Accepted results are marked with green color and laboratory's own result with a black radio button . In the scoring report you will find summaries of overall success rate and sample specific success rates (%). Sample specific interpretations are shown in pie diagrams as percentages and the total interpretation and methodic counts in the tables. If you have not reported any results you will get a note: "You have not responded in time, only global report is available."

For information on report interpretation and performance evaluation, please see the "EQAS Interpretation guidelines" in LabScala User instructions. In case you have any questions regarding the reports, please contact the EQA Coordinator.

SCORING

The round is scored based on test results and clinical interpretations when 60% or more of the participants report the expected result and when at least three results are reported. The following general rules are applied:

Correct/expected test result 2/2 points
False/deviating test result 0/2 points
Correct/expected clinical interpretation 4/4 points
False/deviating clinical interpretation 0/4 points

The performance of the laboratory is assessed by the Own success rate (%). The target is 100%. The examination-specific scores obtained by the laboratory in the round are converted to Own success rate per sample (scores/maximum scores*100). The Laboratory's Own success rate is the average of the sample success rates. The success rate for the entire round (AVR success rate) is calculated from the total number of scores given to the results per sample (all scores/maximum scores*100). The AVG success rate of the entire round is the average of the sample success rates. The difference in the Laboratory's Own success rate (%) to the corresponding numbers for the entire round is shown in the table.